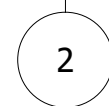
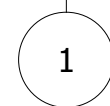
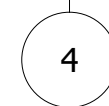
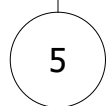
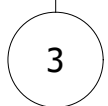


LEGENDA

LEGEND

- | | |
|-------------------------------|----------------------------------|
| 1 PROFILO MONTANTE T | 1 T VERTICAL MULLION |
| 2 STAFFA L (con molla) | 2 L BRACKET (with spring) |
| 3 TASSELLO | 3 BOLT |
| 4 RIVETTO TL | 4 TL RIVET |
| 5 PROFILO EPDM | 5 EPDM PROFILE |
| 6 GANCIO DI FUGA | 6 JOINT CLIP |
| 7 LASTRA IN GRES | 7 GRES TILE |



Struttura Ali M

Sezione orizzontale