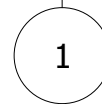
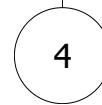
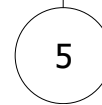
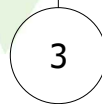
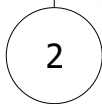


LEGENDA

- 1** PROFILO MONTANTE L K20
- 2** STAFFA L (con molla)
- 3** TASSELLO
- 4** RIVETTO TL
- 5** LASTRA IN GRES

LEGEND

- 1** L K20 VERTICAL MULLION
- 2** L BRACKET (with spring)
- 3** BOLT
- 4** TL RIVET
- 5** GRES TILE



ALIVA® SISTEMI PER FACCIATE

Struttura ALI K20

Sezione orizzontale con imbotte in gres